

**NOTICE OF MEETING OF THE COMMISSIONERS' COURT OF
HOCKLEY COUNTY, TEXAS**

Notice is hereby given that a Regular Meeting of the above named Commissioners' Court will be held on Monday, the 3rd day of April, 2023 at 9:00 a.m. in the Commissioners' Courtroom, Hockley County Courthouse, Levelland, Texas, at which time the following subjects will be discussed to-wit:

1. Read for approval the minutes of the Special Meeting held at 9:00 a.m. on Monday, March 27, 2023.
2. Consider for approval all monthly bills and claims submitted to the Court and dated through April 3, 2023.
3. Hear the monthly Public Assistance report.
4. Consider and take necessary action concerning the mandatory time frame a county officer must deposit all monies collected into the county treasury as per LGC Sec. 113.022 (a).
5. Discussion and potential action concerning content value on TAC Risk Management Pool Property Renewal.
6. Discussion and potential action to approve the Resolution to participate in the High Plains Regional Public Defenders Office.
7. Consider and take necessary action to approve the trade-in of a 2018 Caterpillar 140M3 and to purchase a 2023 Caterpillar 150 Motor Grader through the Buyboard for use in Precinct 4.

Filed for Record
at ___ o'clock ___ M.

COMMISSIONERS' COURT OF HOCKLEY COUNTY, TEXAS.

BY: Sharla Baldrige
Sharla Baldrige, Hockley County Judge


MAR 30 2023

Jennifer Palermo
County Clerk, Hockley County, Texas

I, the undersigned County Clerk, do hereby certify that the above Notice of Meeting of the above named Commissioners' Court, is a true and correct copy of said Notice on the bulletin board at the Courthouse, and at the east door of the Courthouse of Hockley County, Texas, as place readily accessible to the general public at all times on the 30th day of March, 2023, and said Notice remained posted continuously for at least 72 hours preceding the scheduled time of said meeting.

Dated this 30th day of March, 2023.

Jennifer Palermo
Jennifer Palermo, County Clerk, and Ex-Officio
Clerk of Commissioners' Court, Hockley County, Texas



THE STATE OF TEXAS
COUNTY OF HOCKLEY

IN THE COMMISSIONER'S COURT
OF HOCKEY COUNTY, TEXAS

REGULAR MEETING

APRIL 3, 2023

Be it remembered that on this the 3rd day of A.D. 2023, there came on to be held a REGULAR Meeting of the Commissioners Court, and the court having convened in REGULAR session at the usual meeting place thereof at the Courthouse in Levelland, Texas, with the following members present to-wit:

Sharla Baldridge	County Judge
Alan D. Wisdom	Commissioner Precinct No. 1
Larry Carter	Commissioner Precinct No. 2
Seth Graf	Commissioner Precinct No. 3
Thomas R "Tommy" Clevenger	Commissioner Precinct No. 4

Jennifer Palermo, County Clerk, and Ex-Officio Clerk of Commissioners Court when the following proceedings were had to-wit:

Motion by Commissioner Carter, second by Commissioner Graf, 4 Votes Yes, 0 Votes No, that the Minutes of a SPECIAL meeting of the Commissioner's Court, held on March 27, 2023, be approved, and stand as read.

Motion by Commissioner Wisdom, second by Commissioner Graf, 4 votes yes, 0 votes No, that the monthly bills and claims submitted to the court and dated through April 3, 2023, be approved, and stand as read.

Hear monthly Public Assistance report for March 2023 from Cara Phelan.



HOCKLEY COUNTY PUBLIC ASSISTANCE

DISPOSITIONS OF APPLICATIONS & REQUEST FOR PAYMENT

MARCH 2023

Hockley County Public Assistance Administrator, Cara Phelan presents the following requests for financial assistance to the Hockley County Commissioner's Court.

SUMMARY OF APPROVED ASSISTANCE REQUESTS			
APPLICANT'S NAME	PHYSICAL ADDRESS	ASSISTANCE REQUEST	AMOUNT APPROVED
CHAVEZ, BILLIE	119 POPLAR, LEVELLAND	UTIL	\$75.00
RODRIGUEZ, MICHELLE	307 AVENUE I, LEVELLAND	UTIL	\$75.00
WOOLEY, BARBARA	903 S ALAMO APT 33, LEVELLAND	UTIL	\$75.00
HERNANDEZ, VIRGINIA	505 AVENUE E, LEVELLAND	UTIL	\$71.57
GREEN, BECKY	406 N COLLEGE AVE, UNIT B, LEVELLAND	UTIL	\$75.00
LANDA, ESMERALDA	1806 8TH ST, LEVELLAND	UTIL	\$75.00
ROE, BRUCE	1308 AVENUE L, REAR, LEVELLAND	UTIL	\$75.00
VESTAL, COLLEEN	1837 AVNENUE I APT D, LEVELLAND	RENT	\$141.00
CARRANZA, RICHARD	1698 AVENUE T, LEVELLAND	RENT	\$150.00
GROSS, GEORGE	1837 AVENUE I APT 105 A, LEVELLAND	RENT	\$150.00
TOTAL PUBLIC ASSISTANCE APPROVED			\$962.47
APPLICANT'S NAME	ASSISTANCE REQUEST	REASON FOR DENIAL	

Respectfully Submitted to:
Hockley County Commissioners Court

Monday, **April 3, 2023**

Hockley County Public Assistance Administrator

Cara Phelan



HOCKLEY COUNTY

PUBLIC ASSISTANCE

INDIGENT HEALTHCARE

VETERANS SERVICES

Report to Commissioners Court for: MARCH 2023

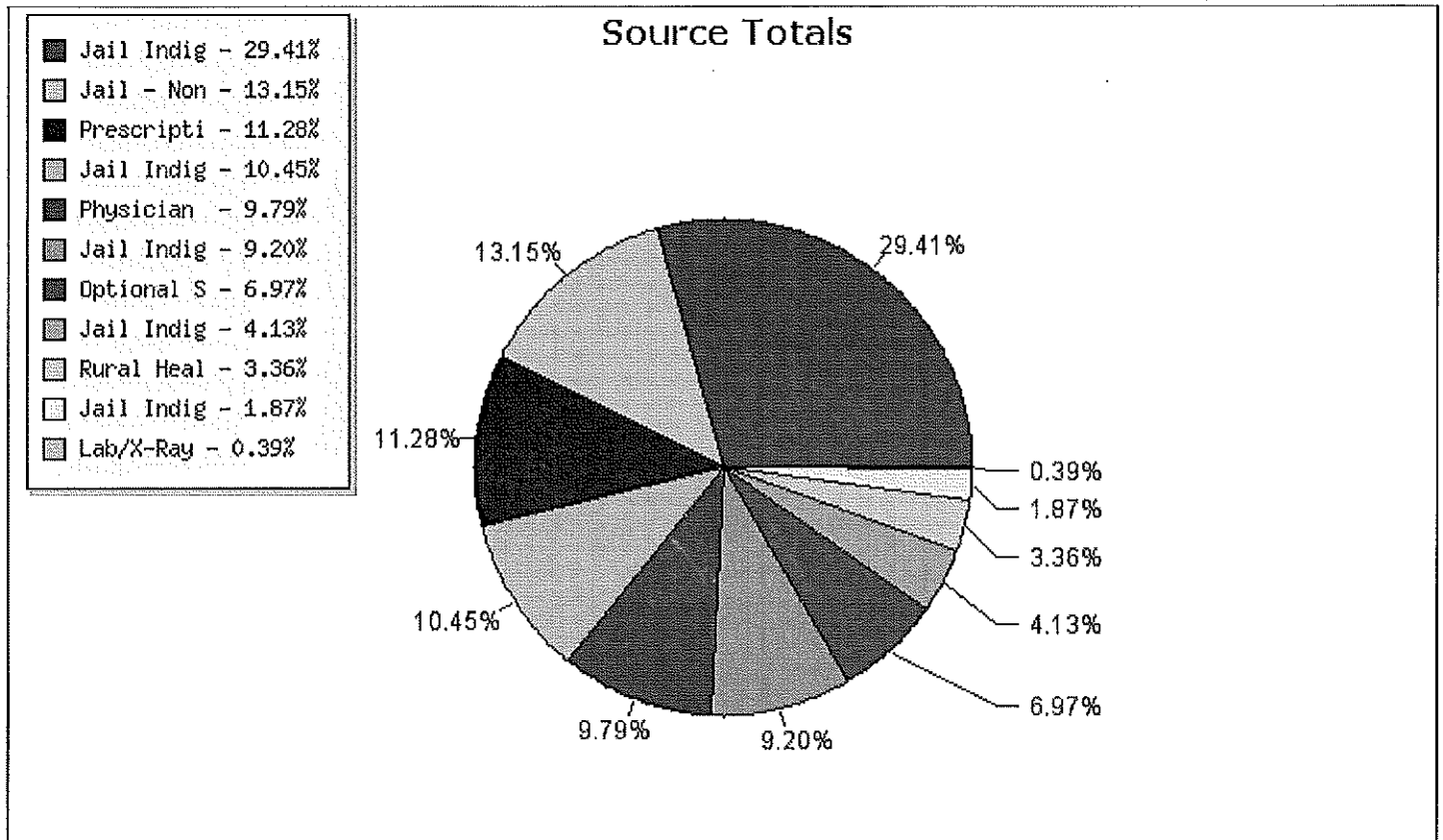
Presented on: APRIL 3, 2023

Presented by: Cara Phelan-Administrator

ACTIVITY SUMMARY		
TYPE OF CONTACT	NUMBER OF CONTACTS	COMMENT
Indigent Health Care	36	CURRENT 10- IHC INMATES -147
Public Assistance	48	10 APPROVED APPLICATIONS \$962.47
Veterans Services	16	
Ministerial Alliance	29	11 APPROVED APPLICATIONS \$849.88
Pauper Burial	0	
Salvation Army	10	REFERRAL FOR EXCESSIVE BILLS, DISCONNECTIONS AND EVICTION NOTICES
TOTAL CONTACTS	139	CALLS AND WALK-IN

Source Totals for Batch Dates 03/01/2023 through 03/31/2023

Jail Indigent - Prescription D	29.41%	\$4,850.68
Jail - Non-Indigent Prescripti	13.15%	\$2,169.45
Prescription Drugs	11.28%	\$1,861.24
Jail Indigent - Physician Ser	10.45%	\$1,724.11
Physician Services	9.79%	\$1,615.69
Jail Indigent - Rural Health C	9.20%	\$1,516.90
Optional Services	6.97%	\$1,149.87
Jail Indigent - Lab/X-Ray	4.13%	\$680.76
Rural Health Clinics	3.36%	\$553.70
Jail Indigent - Optional Servi	1.87%	\$308.68
Lab/X-Ray	0.39%	\$64.33
Total Expenditures		\$16,495.41



Entry Statistics for Entry Dates 03/01/2023 through 03/31/2023

Clients Entered	19
Rapid Reg. Entered	3
Vendors Entered	0
Worksheets Entered	3
Invoices Entered	157

Motion by Commissioner Carter, second by Commissioner Clevenger, 4 votes yes, 0 votes No, that commissioner court approved the mandatory time frame a county officer must deposit all monies collected into the county treasury as per LGC Sec. 113.022 (a). As per Order Regarding Disposition of Collected Money recorded below.

STATE OF TEXAS

§
§
§
§
§

IN THE COUNTY COURT

OF

COUNTY OF HOCKLEY

HOCKLEY COUNTY, TEXAS

ORDER REGARDING DISPOSITION OF COLLECTED MONEY


IT IS HEREBY ORDERED by the Commissioners Court of Hockley County, Texas that any officer who is required to deposit money in the county treasury must do so no later than the 15th day after the date that the money is collected as per LGC Sec. 113.022.

DONE IN OPEN COURT, this 3rd day of April, 2023, on motion made by Commissioner *Lucy Carter* and seconded by Commissioner *Tommy Overager* and unanimously carried.

Sharla Baldrige
Sharla Baldrige, Hockley County Judge

Given under my hand and seal of said Court, this the 3rd day of April, 2023.

Jennifer Palermo
Jennifer Palermo, Hockley County Clerk and
Ex-Officio Clerk of Commissioners Court,
Hockley County, Texas



Sec. 113.022. TIME FOR MAKING DEPOSITS. (a) A county officer or other person who receives money shall deposit the money with the county treasurer on or before the next regular business day after the date on which the money is received. If this deadline cannot be met, the officer or person must deposit the money, without exception, on or before the fifth business day after the day on which the money is received. However, in a county with fewer than 50,000 inhabitants, the commissioners court may extend the period during which funds must be deposited with the county treasurer, but the period may not exceed 15 days after the date the funds are received.

(b) A county treasurer shall deposit the money received under Subsection (a) in the county depository in accordance with Section 116.113(a). In all cases, the treasurer shall deposit the money on or before the seventh business day after the date the treasurer receives the money.

Acts 1987, 70th Leg., ch. 149, Sec. 1, eff. Sept. 1, 1987.

Amended by:

Acts 2007, 80th Leg., R.S., Ch. 836 (H.B. 892), Sec. 1, eff. September 1, 2007.

Acts 2011, 82nd Leg., R.S., Ch. 606 (S.B. 373), Sec. 8, eff. September 1, 2011.

Sec. 113.023. DEPOSIT WARRANTS. (a) Except as provided by Subsection (c), each deposit made in the county treasury must be made on a deposit warrant. The deposit warrant authorizes the county treasurer to receive the amount stated in the warrant. The warrant must state the purpose for which the amount is received and the fund to which it is to be applied.

(b) The county treasurer shall keep the original deposit warrant. The county treasurer shall provide the county clerk or the county auditor with duplicate deposit warrants or a written report of all deposit warrants received that contains detailed information about each warrant. On the request of a person making a deposit, the county treasurer may provide a duplicate deposit warrant to the person. If the county has a county auditor, the auditor shall enter the amount in the auditor's books, charging the amount to the county treasurer and crediting the person who deposited the amount. The treasurer may receive money only through this procedure except as provided by Subsection (c).

Motion by Commissioner Carter, second by Commissioner Graf, 4 votes yes, 0 votes no, that commissioners court approved the content value on TAC Risk Management Pool property Renewal. As per Hockley County Mid-Year Review recorded below.



COLLABORATION

IS KEY

IS KEY

HOCKLEY COUNTY

Hockley County

Mid-Year Review

Kathy Davenport, Employee Benefits Consultant

Stacey Bruington, Wellness Consultant



TEXAS ASSOCIATION *of* COUNTIES
HEALTH AND EMPLOYEE BENEFITS POOL

THE VALUE OF TAC HEBP MEMBERSHIP

WHO WE ARE & WHY WE'RE HERE

SIZE

With 47,800+ members in TAC HEBP, its size allows for better negotiated rates, the best discounts, and rebates to keep costs low and outperform the market.

Members are eligible for Board-approved surplus distributions.




POOLING

The pooling strategy allows TAC HEBP to spread the risk and provide financial stability.

Our rating mode takes a long-term, 48-month perspective, compared with the standard 36 months.


PARTNERSHIPS

Superior vendor partnerships with BCBSTX and Navitus ensure superior networks, claims administration and customer service excellence.



WHAT WE DO

▶ Through excellent customer service, we assist officials, employees and dependents of Texas counties and county entities by providing options for quality benefits at the best value and equipping our members with knowledge and tools to live healthier lives, to help them achieve budget stability, optimal health, and lower claims and out-of-pocket costs.



MID-YEAR REVIEWS

Stay informed of your plan's performance and learn targeted strategies to influence its trend.

- ▶ Stay informed of your group's plan performance
- ▶ Learn targeted wellness strategies to influence a positive trend
- ▶ Be informed of key membership dates and announcements for the plan year
- ▶ Understand customer service needs, product changes or enhancements.

OVERVIEW

PLAN PERFORMANCE	05
HIGH-COST CLAIMANT DATA	05
CHRONIC CONDITIONS	10
WELLNESS & PREVENTION	12
STRATEGIES FOR PEAK PLAN PERFORMANCE	16
PROGRAM UPDATES	17
RENEWAL TIMELINE	18
TREND INSIGHT	18



PLAN REVIEW

CURRENT COVERAGE

Medical Plan 700-G and Rx Plan 3A-G

Medical Deductible

- Individual: \$600
- Family: \$1,800

Data Set | Plan Year AD
to Current

Prescription Copays

\$10/25/40 | No Rx Deductible

CLAIMS EXPERIENCE

12 Month Loss Ratio

70.35%

36 Month Loss Ratio

68.48%

CREDIBILITY FORMULA & FACTORS

Credibility Factor

38.9%

Demographic Factor

6.5% older

Area Factor

1.5% more

HIGH-COST CLAIMANTS

> \$10,000

14 of claimants

> \$20,000

10 of claimants

> \$50,000

5 of claimants

> \$100,000

0 of claimants

> \$200,000

1 of claimants

ENROLLMENT REVIEW

Data Set | Plan Year AD to Current


MEDICAL DEMOGRAPHICS

	Oct 2021 - Feb. 2022	Oct. 2022 - Feb. 2023	% Change
Average Membership			
Employee	119	117	-1.7%
Spouse	37	33	-10.8%
Dependent	72	\\	-7.2%
Average Contract Size	2.0	1.9	-5.0%
Average Age			
Employee	48.8	48.7	-0.2%
Spouse	51.6	52.1	1.0%
Dependent	13.2	13.4	1.0%
% Under 30	42.4%	42.1%	
% 30 to 49	21.3%	21.1%	
% 50 to 64	30.7%	31.6%	
% 65+	5.6%	5.2%	
Gender			
Proportion of Males	43.8%	44.6%	
Proportion of Females	56.2%	55.4%	
Females Ages 20-44	18.3%	18.9%	

ENROLLMENT REVIEW

Stats and Trends

Average Medical Membership



Overall, membership decreased by 5.4% between reporting periods.

The average age was 37.2 and increased by 1.1% between reporting periods.

Contract size decreased by 5.0% between reporting periods.

Females between the ages of 20 and 44 increased from 18.3% to 18.9% between reporting periods.

FINANCIAL DASHBOARD | A 3-Year Look

Data Set | Rolling 12 and 36 Months

	March 2020 - February 2021 (Rolling 12 months)	March 2021 - February 2022 (Rolling 12 months)	March 2022 - February 2023 (Rolling 12 months)
Total Medical Claims Spend	\$1,360,638.35	\$857,294.30	\$1,199,175.60
Total Rx Claims Spend	\$274,006.82	\$285,773.80	\$247,273.61
Total Claims (Medical & Rx)	\$1,634,645.17	\$1,143,068.10	\$1,446,449.21
Total PEPM	\$1,147.92	\$799.35	\$1,022.95
Total Contribution	\$2,037,877.94	\$2,074,273.00	\$2,056,021.74
Loss Ratio	80.21%	55.11%	70.35%

TOP DIAGNOSTIC CATEGORIES | A 3-Year Look

Data Set | Rolling 12 and 36 Months

	Mar 2020 – Feb 2021 (Rolling 12 months)	Mar 2021 – Feb 2022 (Rolling 12 months)	Mar 2022 – Feb 2023 (Rolling 12 months)
1 st Diagnostic Category	Respiratory	Circulatory	Musculoskeletal
Paid	\$314,667.16	\$128,514.42	\$217,959.90
2 nd Diagnostic Category	Myeloproliferative	Musculoskeletal	Nervous
Paid	\$164,022.24	\$108,272.45	\$200,414.85
3 rd Diagnostic Category	Musculoskeletal	Respiratory	Circulatory
Paid	\$128,815.94	\$71,186.79	\$122,985.24
Total Medical Paid	\$607,505.34	\$307,973.66	\$541,359.99
% of Total Medical Paid	44.65%	35.92%	45.14%

TOP CHRONIC CONDITIONS | A 3-Year Look

Data Set | Rolling 36 Months

Chronic Conditions	Mar 2020-Feb 2021		Mar 2021-Feb 2022		Mar 2022-Feb 2023		Total					
	Claimants	Paid	% Paid	Claimants	Paid	% Paid	Claimants	Paid	Claimants	Paid	% Paid	
CHF	1	\$82.49	0.42%	3	\$18,573.36	93.52%	2	\$1,204.67	6.07%	4	\$19,860.52	100.00%
Depression	16	\$1,377.85	3.36%	18	\$27,168.80	66.26%	11	\$12,453.77	30.37%	28	\$41,000.42	100.00%
COPD	4	\$3,172.50	38.98%	5	\$654.65	8.04%	3	\$4,311.63	52.98%	8	\$8,138.78	100.00%
Hyperlipidemia	30	\$8,192.33	18.15%	32	\$25,155.75	55.73%	39	\$11,789.70	26.12%	66	\$45,137.78	100.00%
Asthma	16	\$10,662.03	20.07%	18	\$6,471.30	12.18%	21	\$35,990.61	67.75%	38	\$53,123.94	100.00%
CAD	12	\$13,916.71	8.45%	12	\$60,215.57	36.58%	11	\$90,476.56	54.96%	21	\$164,608.84	100.00%
Renal	5	\$18,216.09	20.75%	3	\$47,744.08	54.38%	2	\$21,832.52	24.87%	7	\$87,792.69	100.00%
Hypertension	55	\$35,090.11	14.56%	62	\$91,606.86	38.01%	62	\$114,280.58	47.42%	92	\$240,977.55	100.00%
Diabetes	27	\$35,436.06	40.16%	26	\$37,327.35	42.31%	24	\$15,469.62	17.53%	42	\$88,233.03	100.00%
Total: Selected Filter(s)	92	\$96,076.03	14.72%	101	\$283,236.73	43.39%	99	\$273,446.76	41.89%	156	\$652,759.52	100.00%

Top 10 RX CATEGORIES

Rolling 12 months, By Spend

DRUG CATEGORY	SCRIPT COUNT	PLAN PAID
INCRETIN MIMETICS	47	\$43,096.39
ANTIRHEUMATIC AGENTS	12	\$41,836.60
INSULINS	24	\$427,850.63
TYPE 2 DIABETICS	25	\$17,324.55
ANTICOAGULANTS	22	\$14,027.43
DIPEPTIDYL PEPTIDASE INHIBITORS	10	\$13,718.88
DEVICES	25	\$12,301.78
PARATHYROID HORMONE	7	\$11,682.91
ANGIOTENSIN RECEPTOR INHIBITORS	6	\$8,170.72
THYROID AGENTS	89	\$6,395.70

PREVENTIVE PRACTICES | Annual Physicals

Annual exams are critical for well-being. They help ensure that issues are addressed as early as possible and provide an opportunity to develop a relationship with your primary care physician to ensure proper care and management of health conditions.

	PLAN YEAR 2020	PLAN YEAR 2021	PLAN YEAR 2022
	46 Annual Physicals out of 239 Avg. Members (19%)	47 Annual Physicals out of 248 Avg. Members (19%)	47 Annual Physicals out of 234 Avg. Members (20%)
Employees	33 physicals out of 118 avg. covered (28%)	28 physicals out of 119 avg. covered (24%)	30 physicals out of 119 avg. covered (25%)
Spouses	10 physicals out of 40 avg. covered (25%)	14 physicals out of 39 avg. covered (36%)	11 physicals out of 35 avg. covered (32%)
Children	3 physicals out of 81 avg. covered (4%)	5 physicals out of 90 avg. covered (6%)	6 physicals out of 81 avg. covered (7%)

PREVENTIVE PRACTICES | Dental Screenings

Did you know that your oral health offers clues about your overall health – or that problems in your mouth can affect the rest of your body? Protect yourself by learning more about the connection between your oral health and overall health.

	PLAN YEAR 2020	PLAN YEAR 2021	PLAN YEAR 2022
	0 Annual Dental Screening out of Avg. Members (0%)	0 Annual Dental Screening out of Avg. Members (0%)	21 Annual Dental Screening out of 114 Avg. Members (19%)
Employees	0 annual screenings out of avg. covered (0%)	0 annual screenings out of avg. covered (0%)	11 annual screenings out of 60 avg. covered (18%)
Spouses	0 annual screenings out of avg. covered (0%)	0 annual screenings out of avg. covered (0%)	3 annual screenings out of 18 avg. covered (17%)
Children	0 annual screenings out of avg. covered (0%)	0 annual screenings out of avg. covered (0%)	7 annual screenings out of 36 avg. covered (20%)

HEALTHY COUNTY PARTICIPATION

Wellness programs can improve lives and control your bottom line. Let us help you strategize what is right for your employees.

PROGRAMS	2021	2022	YEAR TO YEAR % DIFFERENCE
Wondr Health	4	6	50%
Omada Participants	6	3	-50%
Livongo Participants	14	16	14.3%
Airrosti Utilization	4	3	-25%
MDLive Utilization	6	9	50%
Alliance Work Partners (EAP) Utilization	0	0.47%	0.47%



HEALTHY COUNTY PARTICIPATION

Wellness programs can improve lives and control your bottom line. Let us help you strategize what is right for your employees.

PROGRAMS	2021	2022	YEAR TO YEAR % DIFFERENCE
Sonic Boom Healthy Lifestyle Rewards	2	2	0%
Wellness Workshops	No	Health Fair	50%
County Specific Incentives (Y/N)	N	N	-
County Employer Rewards	\$70	\$738.50	955%



COST CONTAINMENT STRATEGY

Wellness programs can improve lives and control your bottom line. Let us help you strategize what is right for your employees.

COUNTY SPECIFIC INCENTIVE

- ▶ Reduce risk for preventable Chronic Conditions by implementing a CSI plan, incentivizing members to receive an Annual Physical Exam and participation in wellness programs.

PRIORITY A

Chronic Condition Management

- ▶ Increase participation in Livongo for hypertension and diabetes management
- ▶ Educate members on Airrosil for MSK issues
- ▶ Inform members of Mental Health resources: EAP, BCBSTX, MDLIVE

PRIORITY B

CHRONIC CONDITION PREVENTION

- ▶ Increase participation in weight management programs for hypertension and diabetes prevention
- ▶ Omada
- ▶ Wondr Health

PRIORITY C

NEED TO KNOW FOR PLAN YEAR 2024

Here's a look at some important details for the coming months.

WHAT'S COMING UP?

- 01 New Program | WEX
 - ▶ All WEX Products Available
 - ▶ Beginning 10/1 All Ancillary Benefits with BCBS TX
- 02 Outcome of TAC HEBPs RFP for Ancillary Benefits
 - ▶ Tentative Renewal Timeline
 - ▶ Research capabilities for On-Line Eligibility System for easier use

- 03 Tentative Renewal Schedule Set

- 04 Platform Refresh for TAC HEBPs Online Eligibility System

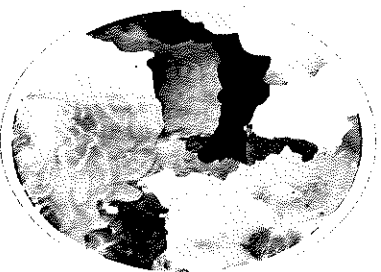
TENTATIVE RENEWAL TIMELINE

GROUPS RENEWING WITH A 10/1 ANNIVERSARY DATE

5-5-2023

TAC HEBP BOARD MEETING


Board meeting set to review the proposed renewal rates for Plan Year 2024.



5-2023

Group Renewal Package Emailed

Renewal packets will be emailed to the Group's Primary Contact and the County Judge or designated Contracting Authority.



May 15-16

Renewal Webinars

Join HBS staff to hear key dates for processing your groups' renewal and other important announcements.

June 30

Renewal Due Back to TAC

Receiving signed and completed renewal paperwork ensures timely internal processing and setup for Plan Year 2024.



REPORT
APPENDIX

**36 Month
Medical Pool
Group**

Post Date: Feb 2023
Run Date: 3/14/2023

Rows: (Rolling Paid Year, Paid Month)
Columns: (Metrics)

Rolling Paid Year: Exclude (Other)
Coverage Type: (Medical)

Group: (094527 - HOCKLEY COUNTY/TAC)

Rolling Paid Year	Average Subscribers	Average Members	Total Contribution	Medical Paid	Pharmacy Paid	Paid	Total Paid PEPM	Loss Ratio
Mar 2020-Feb 2021	119	243	\$2,037,877.94	\$1,360,638.35	\$274,006.82	\$1,634,645.17	\$1,147.92	80.21%
Mar 2021-Feb 2022	119	244	\$2,074,273.00	\$857,294.30	\$285,773.80	\$1,143,068.10	\$799.35	55.11%
Mar 2022-Feb 2023	118	229	\$2,056,021.74	\$1,199,175.60	\$247,273.61	\$1,446,449.21	\$1,022.95	70.35%
Total: Selected Filter(s)	119	239	\$6,168,172.68	\$3,417,108.25	\$807,054.23	\$4,224,162.48	\$989.73	68.48%

Hockley 12 Month Dental

Post Date: Feb 2023
 Run Date: 3/17/2023
 Rows: (Paid Date)
 Columns: (Metrics)
 Paid Date: Last 12 Months [Mar 2022 - Feb 2023]

Account: (000094500 - POOLED)
 Coverage Type: (Dental)
 Group: (094527 - HOCKLEY COUNTY/TAC)

Paid Date	Average Subscribers	Average Members	Total Contribution	Dental Paid	Total Paid PEPM	Dental Loss Ratio
Mar 2022	61	117	\$2,911.39	\$740.46	\$12.14	25.43%
Apr 2022	61	117	\$2,911.39	\$2,254.92	\$36.97	77.45%
May 2022	63	121	\$3,048.61	\$208.85	\$3.32	6.85%
Jun 2022	66	124	\$3,130.93	\$585.80	\$8.88	18.71%
Jul 2022	65	120	\$3,005.41	\$540.40	\$8.31	17.98%
Aug 2022	64	119	\$2,977.97	\$1,464.20	\$22.88	49.17%
Sep 2022	63	119	\$2,950.53	\$660.08	\$10.48	22.37%
Oct 2022	63	121	\$2,902.06	\$4,836.27	\$76.77	166.65%
Nov 2022	65	124	\$2,980.44	\$133.07	\$2.05	4.46%
Dec 2022	67	126	\$3,032.68	\$503.37	\$7.51	16.60%
Jan 2023	65	124	\$2,980.44	\$1,674.90	\$25.77	56.20%
Feb 2023	67	128	\$3,019.62	\$4,275.16	\$63.81	141.58%
Total: Selected Filter(s)	64	122	\$35,851.47	\$17,877.48	\$23.22	49.87%

Post Date: Feb 2023

Run Date: 3/16/2023

Service Category: Total (Inpatient Facility, Outpatient Facility, Pharmacy, Professional)

Metrics: (Paid)

Account: (000094500 - POOLED)

Claim Type: (MEDICAL, PHARMACY)

Coverage Type: (Medical)

Group: (094527 - HOCKLEY COUNTY/TAC)

Paid Month: Last 12 Months [Mar 2022 - Feb 2023]

Paid: greater or equal 10000.00

Paid: (descending)

Member Status	Currently Enrolled Indicator	Member Relationship	Medical Paid	Pharmacy Paid	Paid	Member Date of Service
Active	No	SUB	\$249,543.64	\$159.24	\$249,702.88	1/2/2023
Active	No	SUB	\$65,925.68	\$14,005.09	\$79,930.77	12/27/2022
Active	Yes	SUB	\$73,734.99	\$4.23	\$73,739.22	2/24/2023
Active	Yes	SUB	\$62,624.39	\$4,815.65	\$67,440.04	2/26/2023
Active	Yes	SUB	\$61,690.53	\$0.00	\$61,690.53	12/24/2022
Active	Yes	SUB	\$49,818.36	\$1,161.67	\$50,980.03	2/22/2023

Active	Yes	SUB	\$47,327.34	\$94.56	\$47,421.90	1/25/2023
Active	Yes	SUB	\$1,101.05	\$42,344.20	\$43,445.25	1/27/2023
Active	Yes	SUB	\$33,994.99	\$981.01	\$34,976.00	2/28/2023
Active	Yes	SPS	\$6,323.08	\$21,167.22	\$27,490.30	2/23/2023
Active	Yes	SPS	\$25,805.65	\$428.93	\$26,234.58	2/22/2023
Active	Yes	SPS	\$25,153.73	\$560.60	\$25,714.33	2/16/2023
Under 65 Retiree	Yes	SUB	\$1,443.17	\$20,099.41	\$21,542.58	2/23/2023
Active	Yes	SPS	\$21,136.99	\$84.91	\$21,221.90	2/23/2023
65+ Retiree	No	SPS	\$20,962.33	\$0.00	\$20,962.33	6/15/2022
Active	Yes	SPS	\$18,197.67	\$2,609.33	\$20,807.00	2/22/2023
Active	Yes	DEP	\$1,180.38	\$18,467.92	\$19,648.30	2/19/2023
Active	Yes	SUB	\$10,233.61	\$8,822.94	\$19,056.55	2/24/2023
Active	Yes	SPS	\$18,653.48	\$191.26	\$18,844.74	1/4/2023
Active	Yes	SUB	\$16,775.78	\$401.44	\$17,177.22	12/4/2022
Active	Yes	SUB	\$5,082.65	\$11,695.92	\$16,778.57	1/16/2023
Active	Yes	DEP	\$15,627.32	\$189.66	\$15,816.98	2/1/2023
Under 65 Retiree	Yes	SUB	\$7,620.00	\$6,957.19	\$14,577.19	2/24/2023
Active	Yes	SUB	\$2,865.70	\$11,497.58	\$14,363.28	2/25/2023
Active	Yes	SUB	\$11,005.74	\$999.53	\$12,005.27	2/22/2023
Active	Yes	SUB	\$5,131.76	\$6,803.91	\$11,935.67	2/28/2023

Active	Yes	SUB	\$8,324.40	\$2,635.13	\$10,959.53	2/16/2023
Active	Yes	DEP	\$10,894.84	\$55.24	\$10,950.08	2/23/2023
Active	Yes	SUB	\$315.17	\$10,129.45	\$10,444.62	2/28/2023
Active	Yes	SPS	\$10,196.91	\$0.00	\$10,196.91	11/6/2022
Query Totals: 30			\$888,691.33	\$187,363.22	\$1,076,054.55	
Report Totals: 241			\$1,199,175.60	\$247,273.61	\$1,446,449.21	

Hockley 10 Rx by Therapeutic Class

Post Date: Feb 2023
Run Date: 3/17/2023

Metrics: (Claimants, Copayment, Pharmacy Paid, Prescriptions, % Prescriptions)

Rows: (Therapeutic Class, NDC, Maintenance Drug Indicator)

Columns: (Metrics)

Coverage Type: (Medical)

Group: (094527 - HOCKLEY COUNTY/TAC)

Paid Month: (Mar 2022 - Feb 2023)

Service Category: (Pharmacy)

Therapeutic Class	NDC	Claimants	Copayment	Pharmacy Paid	Prescriptions	% Prescriptions
682006 - INCRETIN MIMETICS		1	\$1,125.00	\$43,096.39	47	2.06%
923600 - DISEASE-MODIFYING ANTIRHEUMATIC AGENTS		1	\$0.00	\$41,836.60	12	0.53%
682008 - INSULINS		1	\$1,065.00	\$27,850.63	24	1.05%
682018 - TYPE II DIABETICS						

00597015330 - JARDIANCE	TAB 25MG	1	\$345.00	\$10,072.15	11	44.00%
00310621030 - FARXIGA	TAB 10MG	1	\$275.00	\$6,188.66	12	48.00%
00597015230 - JARDIANCE	TAB 10MG	1	\$50.00	\$1,063.74	2	8.00%

Total: 682018 - TYPE 2 DIABETICS 1 \$670.00 \$17,324.55 25 1.10%

**201204 -
ANTICOAGULANTS**

1 \$669.03 \$14,027.43 22 0.97%

682005 - DIPEPTIDYL
PEPTIDASE-4(DPP-4)
INHIBITORS 1 \$470.00 \$13,718.88 10 0.44%

940000 - DEVICES 1 \$951.98 \$12,301.78 25 1.10%

682408 - PARATHYROID HORMONE ANALOGS

70539000102 - TML0S INJ 1 \$0.00 \$11,682.91 7 100.00%

Total: 682408 - PARATHYROID HORMONE ANALOGS 1 \$0.00 \$11,682.91 7 0.31%

243292 - ANGIOTENSIN RECEPTOR-NEPRILYSIN INHIBITORS

00078069620 - ENTRESTO TAB 97-
103MG 1 \$80.00 \$3,573.79 2 33.33%

00078077720 - ENTRESTO TAB 49-
51MG 1 \$100.00 \$3,428.59 2 33.33%

00078065920 - ENTRESTO TAB 24-
26MG 1 \$50.00 \$1,168.34 2 33.33%

Total: 243292 - ANGIOTENSIN RECEPTOR

683604 - THYROID AGENTS 1 \$1,510.00 \$6,395.70 89 3.91%


Total: Selected Filter(s) 1 \$6,691.01 \$196,405.59 267 11.72%

Total: All Others 1 \$24,672.56 \$50,868.02 2,011 88.28%

Total: All 1 \$31,363.57 \$247,273.61 2,278 100.00%

HBS TEAM

Northwest Territory Team



TAC HEALTH & BENEFITS SERVICES Northwest Territory Account Team




KATHY DAVENORT
Employee Benefits Consultant

- Renewal plan changes
- ACA questions
- Court presentations



STACEY BRINGTON
Wellness Consultant

- Healthy County program questions
- Employee health trends
- Incentives & Employer Rewards



MELISSA LOPEZ
Employee Benefits Specialist

- Unresolved medical, dental, Rx claims
- Eligibility issues
- Rehire enrollment processing

Texas Association of Counties | Health & Benefits Services

Phone : (512) 478-8753

Secure Fax : (512) 481-8481

Email : KathyD@county.org | StaceyB@county.org | Melissal@county.org

www.county.org/Health-Benefits

CONTACT US

Motion by Commissioner Carter, second by Commissioner Clevenger, 4 votes yes, 0 votes no, that Commissioners court approved the Resolution to participate in the High Plains Regional Public Defenders Office. As per Resolution No. 2023-3 recorded below.

Resolution No. 2023-3

**2024 Hockley County Resolution
Support for Regional Indigent Defense Improvement Grant Request**

WHEREAS, Hockley County has consulted with the Counties of Bailey; Briscoe; Castro; Cochran; Dickens; Floyd; Hale; Motley; Parmer; Swisher; Terry; and Yoakum on forming a regional public defender office to provide indigent defense representation as required by the United States and Texas Constitutions and Texas statute; and

WHEREAS the Texas Indigent Defense Commission provides sustainability grants to counties to support regional public defender offices; and

WHEREAS Hale County has agreed to serve as the lead applicant county for a regional public defender grant request on behalf of Bailey; Briscoe; Castro; Cochran; Dickens; Floyd; Hale; Hockley; Motley; Parmer; Swisher; Terry; and Yoakum Counties; and

WHEREAS Hockley County has reviewed the proposed budget and cost-sharing requirements of participating in a regional public defender office; and


WHEREAS the judges presiding in criminal cases in Hockley County have been consulted and support the implementation of a regional public defender office in this jurisdiction.

NOW THEREFORE, BE IT RESOLVED that Commissioners Court authorizes Hockley County's support for Hale County's grant application for a regional public defender sustainability grant to assist the county in the implementation and the improvement of the indigent criminal defense services in the participating counties.

Adopted this 3rd day of April, 2023.



Sharla Baldrige
Hockley County Judge




Alan Wisdom, Comm., Precinct 1



Larry Carter, Comm, Precinct 2




Seth Graf, Comm., Precinct 3



Tommy Clevenger, Comm., Precinct 4

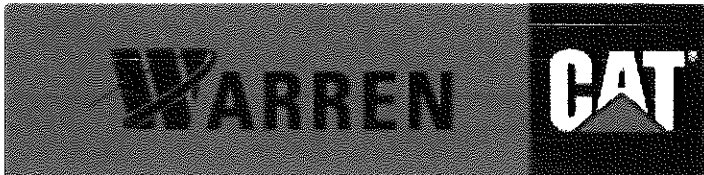
ATTEST:



Jennifer Palermo, Hockley County Clerk



Motion by Commissioner Clevenger, second by Commissioner Graf, 4 votes yes, 0 votes no, that Commissioners Court approved the trade-in of a 2018 Caterpillar 140M3 and to purchase a 2023 Caterpillar 150 Motor Grader through the Buy Board for use in Precinct 4. As per Warren Cat quote recorded below.



Quote 274846-01

Mar 06, 2023

HOCKLEY COUNTY 4
BOARD OF COUNTY COMMISSIONERS
802 HOUSTON ST STE 103
LEVELLAND
Texas
79336-3706

Attention: TOMMY CLEVINGER

Dear Tommy Clevenger, Thank you for this opportunity to quote Caterpillar products for your business needs. We are pleased to quote the following for your purchase consideration.

One (1) New Caterpillar Model: 150 Motor Graders with all standard equipment in addition to the additional specifications listed below:

STOCK NUMBER: C130266 **SERIAL NUMBER:** **YEAR:** 2023 **SMU:**

We wish to thank you for the opportunity of quoting on your equipment needs. This quotation is valid for 30 days, after which time we reserve the right to re-quote. If there are any questions, please do not hesitate to contact me.

Sincerely,

Koley Schaffner
Machine Sales Representative

MACHINE SPECIFICATIONS

150 15A MOTOR GRADER	577-2897
ROLL ON-ROLL OFF	0P-2265
GLOBAL ARRANGEMENT,LOW AMBIENT	385-9297
MOLDBOARD, 14' PLUS	349-3048
COLD WEATHER PACKAGE	394-4521
LINES,STANDARD W/O ACCUMULATOR	305-2927
PRECLEANER, SY-KLONE	380-6775
ENGINE, TIER IV	567-4688
DRAIN, HIGH SPEED, ENGINE OIL	501-1163
BASE + 2 (FL,RIP)	385-8095
STARTER, ELEC, EXTREME DUTY	395-3547
LIGHTS, ARM, FOLD DOWN	536-9969
LIGHTS, ROADING, HALOGEN	421-7810
CAB, PLUS (STANDARD GLASS)	385-9554
CAB, PLUS (INTERIOR)	397-7457
SEAT BELT W/INDICATOR	394-1132
PRODUCT LINK, DUAL PLE782	464-6807
NO CAT GRADE ARO	585-3097
CONTROL,AUTO ARTICULATION-DEMO	483-2354
JOYSTICK CONTROLS, BASIC	357-9151
TANK, FUEL, STANDARD	540-2373
FAN, REVERSING, TND	542-4661
GUARD GP, HITCH	323-6970
COOLANT, 50/50, -35C (-31F)	469-8157
FUEL ANTIFREEZE, -25C (-13F)	0P-3978
SERIALIZED TECHNICAL MEDIA KIT	421-8926
DECALS, ENGLISH (U.S.)	442-9940
LIGHTS, WORKING, PLUS, HALOGEN	395-1967
MOUNTING, WARNING LIGHT	361-3137
LIGHTS, SERVICE, INTERNAL	380-3070
HEADLIGHTS,FRONT, HIGH,HALOGEN	308-9371
CAMERA, REAR VISION	396-3921
MIRRORS, OUTSIDE HEATED 24V	344-0984
GUARD, TRANSMISSION	366-2459
HEATER, ENGINE COOLANT, 120V	249-5516
CIRCLE SAVER	521-3250
LANE 3 ORDER	0P-9003
TIRES,14.0 - 24 BIAS	INSTALLED
HITCH, TOWING	337-7510

BUYBOARD MACHINE SELLING PRICE			\$364,250.00
Item Number 685-22			
TRADE-IN			
Make	Model	Serial Number	Trade Value
Caterpillar	140M3 - 2018 model	N9D00984	\$234,000.00
TRADE DIFFERENCE - AMOUNT OWED TO BIDDER			\$130,250.00

WARRANTY


Caterpillar's full machine warranty coverage for 5 years / 5,000 hours (whichever comes first) full machine warranty coverage. Travel time and mileage is a covered expense for the entire warrantable period of 5 year / 5,000 hours (whichever comes first). This applies to warrantable claims only.

F.O.B./TERMS

F.O.B.; Lubbock, Texas - machine available early June, 2023

Thank you for allowing Warren Cat and Caterpillar to quote on your equipment needs. If you have any questions, please give me a call.

Submitted by: Koley Schaffner



Accepted by:





Caterpillar 140M3 sn N9D00984 / 2018 model / appx 2,450 hours

- Radiator shroud is damaged
- Engine and transmission operate properly
- Drawbar / circle / moldboard, needs slight adjustment
- Heater and A/C work properly
- Seat has small hole in upholstery
- Right rear cab light is out – needs replacing
- Tires, percent tread remaining
 - left front = 60%
 - left center = 75%
 - left rear = 20%
 - right front = 30%
 - right center = 70%
 - right rear = 70%

There being no further business to come before the Court, the Judge declared Court adjourned, subject to call.

The foregoing Minutes of a Commissioner's Court meeting held on the 3rd day of April, A. D. 2023, was examined by me and approved.

Alan Wisdom
Commissioner, Precinct No. 1

[Signature]
Commissioner, Precinct No. 3

[Signature]
Commissioner, Precinct No. 2

[Signature]
Commissioner, Precinct No. 4

Charla Baldrige
County Judge

Jennifer Palermo
JENNIFER PALERMO, County Clerk, and
Ex-Officio Clerk of Commissioners' Court
Hockley County, Texas

